







VISION FOR SUCCESS GOAL SETTING

Orange Coast College

GOAL	MEASURE	# IN 2016-17	VFS TARGET FOR 2021-22	% CHANGE	REFERENCE TARGETS
 <p>COMPLETION</p>	<p>Goal 1C: Increase All Students Who Attained the Vision Goal Completion Definition Orange Coast College will increase among all students, the number of OCC students annually who acquire associate degrees or certificates.</p>	2,342	2,810	↑ 20%	<p>Current State target: ↑ 20%</p> <p>Previous OCC targets: AA/AS ↑ 28% Certificates ↑ 16%</p>
  <p>TRANSFER</p>	<p>Goal 2A: Increase All Students Who Earned an Associate Degree for Transfer Orange Coast College will increase among all students, the number who earned an associate degree for transfer (ADT) in the selected or subsequent year.</p> <p>Goal 2B: Increase All Students Who Transferred to a CSU or UC Institution Orange Coast College will increase among all students, the number who transferred to a UC or CSU.</p>	898 1,962	1,149 2,511	<p>↑ 28%</p> <p>↑ 28%</p> <p>Less than statewide goal of 35%</p>	<p>Current State target: ↑ 35%.</p> <p>Previous OCC targets: Transfers: ↑ 16% ADTs: ↑ 28%.</p>
 <p>UNIT ACCUMULATION</p>	<p>Goal 3A: Decrease Average Number of Units Accumulated by All Associate Degree Earners Orange Coast College will decrease among all students who earned an associate degree in the selected year, the average number of units earned among students who had taken at least 60 units at the college.</p>	86.12	77.51	<p>↓ 10%</p> <p>Same as statewide goal</p>	<p>Current State target: ↓ 10%</p> <p>Previous OCC targets: No previous OCC target for this measure.</p>
 <p>WORKFORCE</p>	<p>Goal 4C: Increase All Students with a Job Closely Related to Their Field of Study Orange Coast College will increase among all students who responded to the CTE Outcomes Survey and did not transfer, the proportion who reported that they are working in a job very closely or closely related to their field of study.</p>	75%	82.50%	<p>↑ 10%</p> <p>Same as statewide goal</p>	<p>Current State target: ↑ 10%</p> <p>Previous OCC targets: No previous OCC target for this measure.</p>
 <p>EQUITY</p>	<p>Goal 5: Identify which groups of students have been disproportionately impacted and identify a completion goal that envisions a faster rate of completion than for the college as a whole.</p>	See Attached Page	See Attached Page	<p>Reduce gaps by 40% within 5 years; Fully close within 10 years.</p>	<p>Current State target: Reduce gaps by 40% within 5 years; Fully close within 10 years.</p> <p>Previous OCC targets: Previous goals varied by measure.</p>

VISION FOR SUCCESS GOAL SETTING

Orange Coast College

Targets for Disproportionately Impacted Groups

GOAL	Identified Groups with DI	# in 2016-17	VFS Target for 2021-22	% Change
COMPLETION	OVERALL	2,342	2,810	+20%
	*Black or African American	23	33	+43.5%
	*First Generation	218	266	+22%
TRANSFER ADTS	OVERALL	898	1,149	+28%
	*American Indian/Alaska Native	1	2	+100%
	*Black or African-American	6	11	+83%
	*Disabled	39	50	+28%
	*First Generation	87	112	+29%
	*Veteran	15	20	+33%
	OVERALL	1,962	2,511	+28%
Transfers to UC OR CSU	*Black or African-American	19	28	+47%
	*Native Hawaiian / Pacific Islander	4	6	+50%
	*Some other race	17	45	+165%
	*First Generation	379	503	+33%
	*LGBT	42	57	+36%

GOAL	GROUPS AND TARGETS
UNIT ACCUMMULATION	Disproportionate impact targets not required by the California Community Colleges Chancellor's Office for this goal.
WORKFORCE	There was no substantive disproportionate impact identified for this goal.

NOTES

Disproportionate impact was calculated using the Proportionality Index methodology. This method examines the proportion of a subgroup of students achieving a particular outcome relative to the proportion of that subgroup in the overall student body. When a subgroup's representation with respect to one or more educational outcomes is found to be at a lower rate than its representation in the general student body, disproportionate impact may be indicated. For these analyses, a proportionality index of .80 or less was considered evidence of disproportionate impact.

Orange Coast College set equity goals to reduce gaps by 40% by 2021-22. VFS Targets for 2021-22 represent the figures needed to achieve this reduction in each metric's proportionality index.

The % change reflects how much each number would have to grow from 2016-17 to 2021-22 to achieve the target number.

Equity goal targets were not required for Unit Accumulation or Workforce Goals.

For further details on the calculation of disproportionate impact, please contact Orange Coast College Office of Institutional Effectiveness.